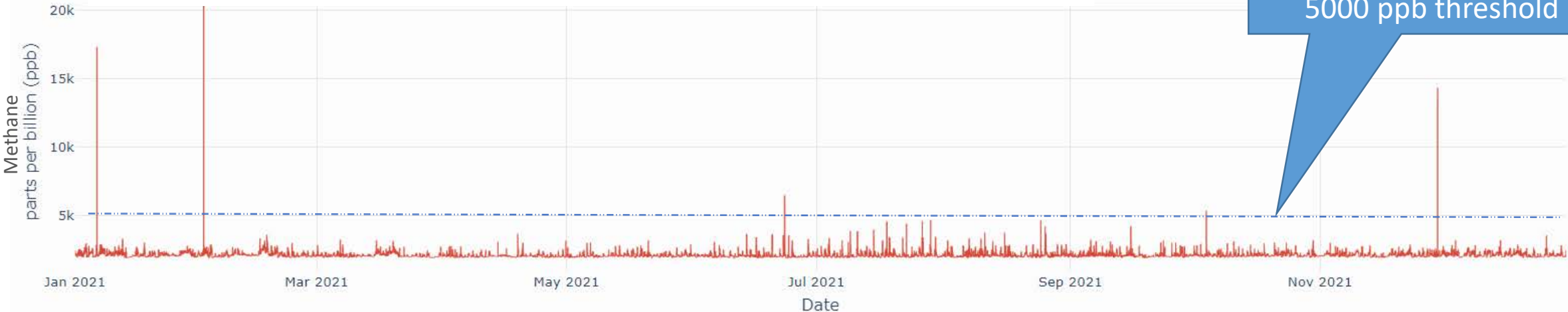
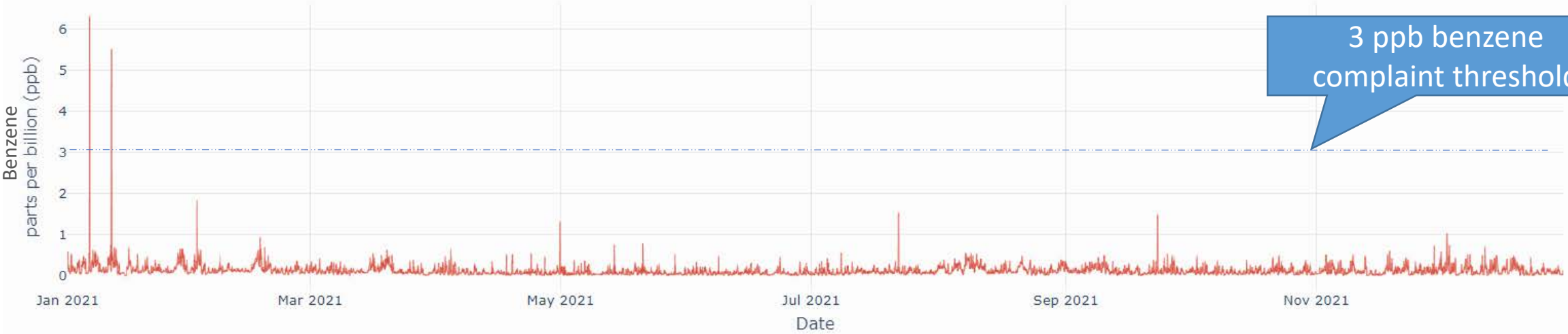


2021 Oil & Gas Air Pollution Event Summary

Methane – This graph shows the 5 minute average concentration, data collected continuously
Methane has no health impacts, but it is an important greenhouse gas



Benzene – This graph shows a 10 minute average concentration, samples for benzene and other VOCs are collected once each hour
CDPHE’s health-based guidance is that benzene is of concern when it is above 9 ppb for more than several hours, or 3 ppb long-term (years).

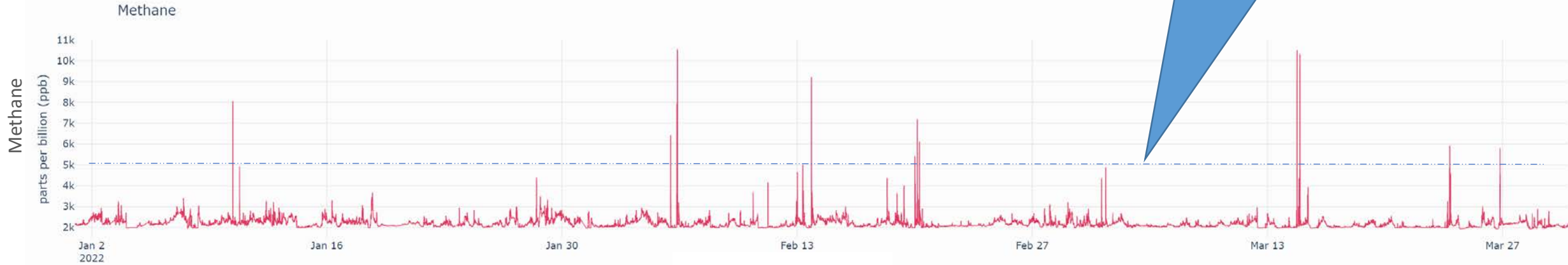


Q1 2022 Oil & Gas Air Pollution Event Summary

January 1 – March 31, 2022

Methane – This graph shows the 5 minute average concentration, data collected continuously. Methane has no health impacts, but it is an important greenhouse gas.

Complaints are filed when methane exceeds this 5000 ppb threshold



Benzene – This graph shows a 10 minute average concentration, samples for benzene and other VOCs are collected once each hour. CDPHE’s health-based guidance is that benzene is of concern when it is above 9 ppb more than several hours, or 3 ppb long-term.

3 ppb benzene complaint threshold

