



# 2019 Community Profile

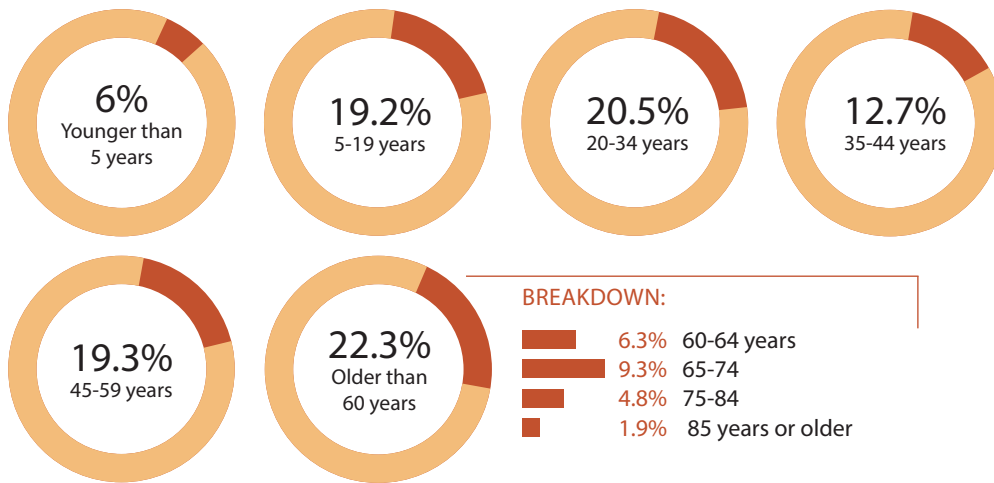
CITY OF LONGMONT

Founded in 1871 by members of the Chicago-Colorado Colony, the City of Longmont was the first planned community in Boulder County. For thousands of years prior, American Indian tribes — including the Clovis, Folsom, and Plano people — traveled throughout the area where Longmont is today.

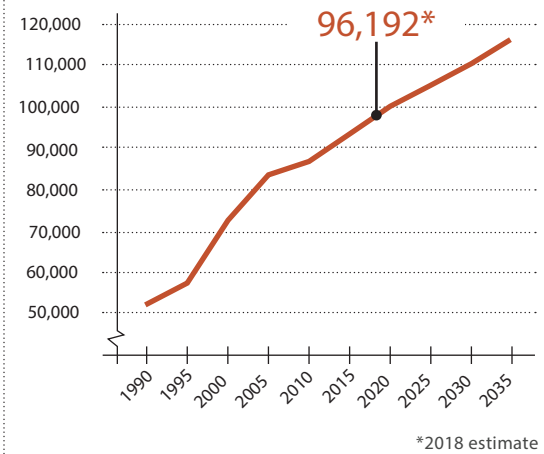
As one of the original inhabitants of present-day Longmont, the City and the Northern Arapaho Nation of Wyoming have developed a relationship that acknowledges history, preserves cultures, and strengthens the bond between our two communities. This fact sheet utilizes data from the American Community Survey (ACS), as well as City-collected information from 2018.

## CHANGING POPULATION

The median age in Longmont is 37.5 years old. Like many communities in Colorado, Longmont's fastest growing segment of the population is older adults. Recent estimates show people 60 years and older account for almost 23% of the population.



Envision Longmont Population Projection 1990-2035



## GROWTH AND DEVELOPMENT

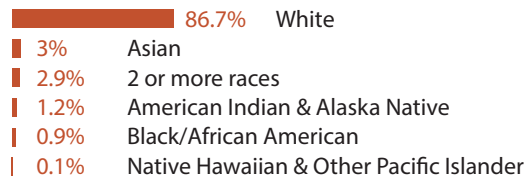
POPULATION GROWTH RATE: 1.5%

2018 Building Permits:



987 other residential units (apartments, townhomes, duplexes)

## RACE



## ETHNICITY



25.7% Hispanic / Latino

## ECONOMIC INDICATORS

MEDIAN HOUSEHOLD INCOME: \$66,349


2018 saw an increase of 229 jobs within primary employers

### Target Industries

- Smart Manufacturing
- Business Catalysts
- Knowledge Creation and Deployment
- Food and Beverage

## LAND USE

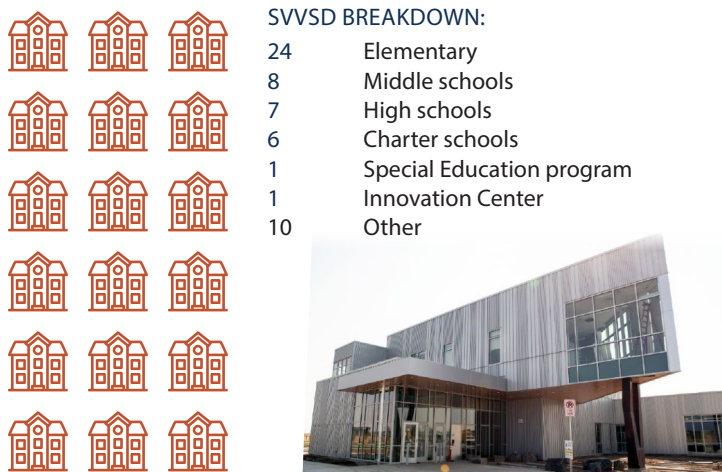
The City has a planning area of about 19,500 acres or 32 square miles. The graphic below shows the land-use breakdown for 2018:



## EDUCATION

The City is part of the St. Vrain Valley School District.

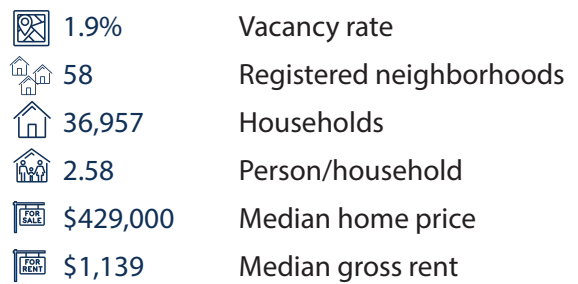
GRADUATION RATE: 89.3%



\*Data from: svvsd.org | Photo by: Erie Tiger Times

Includes 57 schools

## HOUSING



## HOUSING STOCK



### BREAKDOWN:



61.7% of occupied units are owner-occupied

38.3% of units are rented

## TRANSPORTATION

Longmont is served by 4 local bus routes and 4 regional bus routes.

AVERAGE COMMUTE TIME: 24.2 MINUTES

370,880,610 VEHICLE MILES TRAVELED (VMT)  
= 3,979 MILES / PERSON

### COMMUTE DATA BY MODE

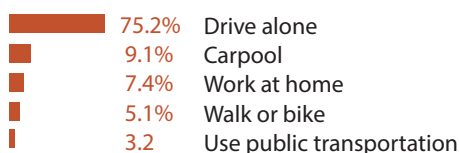


Photo by: RTD

## SUSTAINABILITY

In 2016, the City adopted a Sustainability Plan that outlined targets and metrics.

Target: ... "increase renewable energy to 100% of Longmont's energy mix by 2030.

✓ In 2018, 31.6% of our electricity was powered by renewable energy.

Target: ... "increase residential waste diversion to 50% by 2025."

✓ In 2018, 38% of residential waste was diverted.