

2025 LONGMONT DRINKING WATER QUALITY REPORT



The City of Longmont is proud to report that we met all applicable federal and state drinking water standards and did not have any violations in 2025.

OUR MISSION: YOUR WATER!

The Water Department is dedicated to delivering excellent and affordable water services that enhance the quality of life.

If you prefer to receive this report in printed format, please call: 303-651-8416.

Este folleto contiene información importante sobre la calidad del agua en su comunidad. Para solicitar el informe anual de calidad del agua potable de Longmont en Español, marque: 303-651-8416.

TABLE OF CONTENTS

- 2 Where Longmont Gets Its Water
- 4 Looking After Longmont's Watersheds
- 5 What's in the Water Before Treatment?
- 6 How Is the Water Treated?
- 7 What Is in Your Tap Water?
- 8 Test Results for the City of Longmont
- 10 Frequently Asked Questions
- 13 Lead Protection for Longmont Water
- 14 Stay in the Know With Backflow Control
- 15 It's Easy To Be Sustainable
- 16 Are You Taking Care of Our Water?



WHERE LONGMONT GETS ITS WATER

Longmont's drinking water comes from surface water sources including streams, lakes and reservoirs that collect snowmelt and rain. Our water comes from two main sources: the St. Vrain Creek Watershed on the east side of the mountains and the Upper Colorado River Watershed on the west side.

ST. VRAIN CREEK WATERSHED

Some of Longmont's water comes from the North St. Vrain Creek, which spans across parts of the Indian Peaks and Rocky Mountain National Parks wilderness areas. Water is stored in Ralph Price Reservoir located in the Button Rock Preserve before it is sent by pipeline to Longmont's treatment plant. Water from the South St. Vrain Creek, which flows through the Indian Peaks Wilderness, can also be treated right away or stored in local reservoirs. These two creeks meet in Lyons to form St. Vrain Creek, where additional water can be brought to our treatment plant through irrigation ditches and pipelines.

UPPER COLORADO RIVER WATERSHED

Water from the Colorado and Fraser Rivers on the west side of the Continental Divide also supplies Longmont. Grand County reservoirs, like Lake Granby and Grand Lake, are sources of water for the Colorado-Big Thompson (CBT) Project, which is managed by the Northern Colorado Water Conservancy District (NCWD). The water moves through the 13-mile-long Adams Tunnel under the mountains and is stored in Carter Lake before it is delivered to Longmont for treatment.

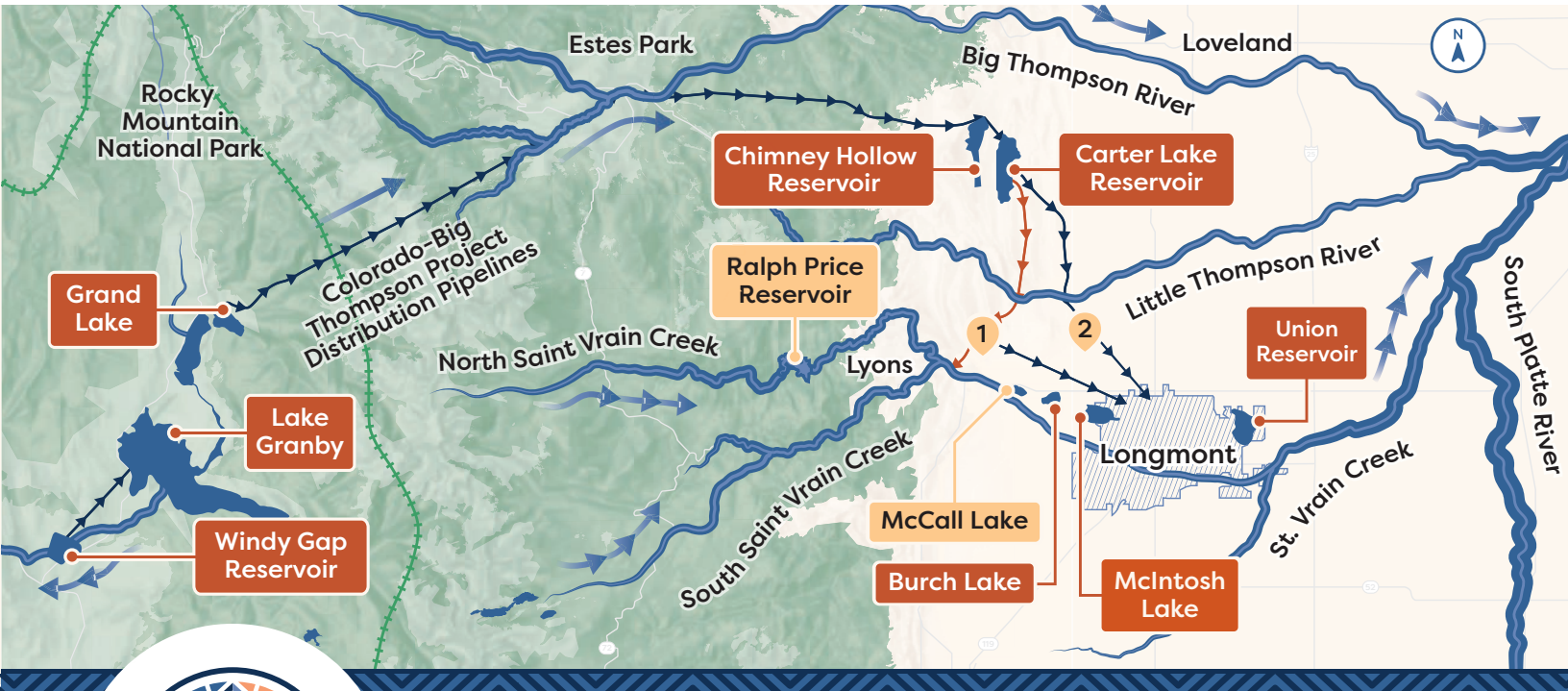
Each year, the amount of water Longmont gets from these sources can vary. In the 2025 reporting year, about 38% of our water came from the St. Vrain Creek Watershed, while 62% came from the Upper Colorado River Watershed.

By using these high-quality mountain water sources, Longmont ensures safe, clean drinking water for our community.



Raw water sources, water infrastructure, and Longmont's water treatment plants are shown on the map below.

Watch: Your Water's Journey From Mountain Peaks to Your Home. Scan to see how it gets here!



- Water Partially Owned by Longmont
- Water Owned by Longmont
- 1 Nelson Flanders Water Treatment Plant
- 2 Wade Gaddis Water Treatment Plant
- Underground Water Distribution
- Aboveground Water Distribution
- Continental Divide



LOOKING AFTER LONGMONT'S WATERSHEDS

Wildfires, wildlife, farms and people can all affect our water quality. That's why the City of Longmont regularly tests water in our reservoirs, St. Vrain Creek, and other key locations. This program provides useful information about Longmont's source water quality, which helps water treatment plant operators decide how to best treat the water to keep it clean.

UPPER COLORADO RIVER WATERSHED

Some of Longmont's water also comes from the Upper Colorado River Watershed on the West Slope. This water may contain contaminants from recreation, wastewater treatment plants, and runoff from pastures.

CHECKING FOR UNREGULATED CONTAMINANTS

Longmont partners with the Northern Colorado Water Conservancy District (NCWCD) to test for many chemicals that aren't yet regulated, like medicines, personal care products, pesticides, and industrial chemicals. Learn more and see the latest report from the Compounds of Emerging Concern Program (CEC Program) at NCWCD's website: northernwater.org/environmental/environmental-monitoring/CEC

Did you know...

The source water can change the taste and smell of your tap water? Summer water sources may have higher mineral content, which some may notice when the supply changes.

ST. VRAIN CREEK WATERSHED

Our clean mountain watersheds provide high-quality water. However, the St. Vrain Creek can pick up natural contaminants from the wilderness and runoff from old mines. Further downstream, agricultural and livestock activity may also impact water quality.

A Source Water Assessment Report for Longmont is available from the Colorado Department of Public Health and Environment (CDPHE). Call 303-651-8416 or visit the CDPHE website: dphe.colorado.gov/swap-assessment-phase and search "Longmont" at the bottom of the page.





WHAT'S IN THE WATER

BEFORE TREATMENT?

To keep tap water safe, the Colorado Department of Public Health and Environment sets limits on certain contaminants in public water systems. The Food and Drug Administration (FDA) sets similar limits for bottled water to protect public health.

Drinking water, whether it is from your tap or a bottle, comes from places like rivers, lakes, streams, ponds, reservoirs, springs and wells. Some of this water soaks into the ground, but a lot of it flows over roads, parking lots, yards, hills and mountains. This moving water is called **runoff**. As runoff travels, it can pick up dirt, chemicals and germs—things, called **contaminants** or **pollutants**, we don't want in our drinking water. Some come from nature, and others come from people.

CONTAMINANTS THAT MAY BE PRESENT IN SOURCE WATER INCLUDE:

Natural contaminants

Rivers, lakes and streams have natural contaminants that can make water unsafe to drink. These include bacteria and viruses from animal waste, dead plants, algae, minerals from rocks, and naturally occurring radioactive materials.

Microbes

Germs, like bacteria and viruses, can come from farm animals and wildlife; septic systems; sewage treatment plants; or pet waste that gets washed into the water

Inorganic chemicals (metals and salts)

These can come from stormwater (rainwater that runs off streets and sidewalks), mining, farms or the salt used to melt ice on roads in the winter. Factories and wastewater systems can also add these pollutants to water.

Pesticides and herbicides


These are chemicals used to kill bugs and weeds. They are often sprayed on farms, yards and city landscaping.

Organic chemical (oil, gas and other chemicals)

These include human-made chemicals found in things like plastics, paints, and medicine. Some, called volatile organic compounds (VOCs), can easily turn into gas and move through air and water. VOCs can come from gasoline, car oil leaks, and even soaps or cleaning products that get washed down the drain and end up in rivers and lakes.

Radioactive contaminants

These can come from nature or from activities including mining and drilling for oil or gas.

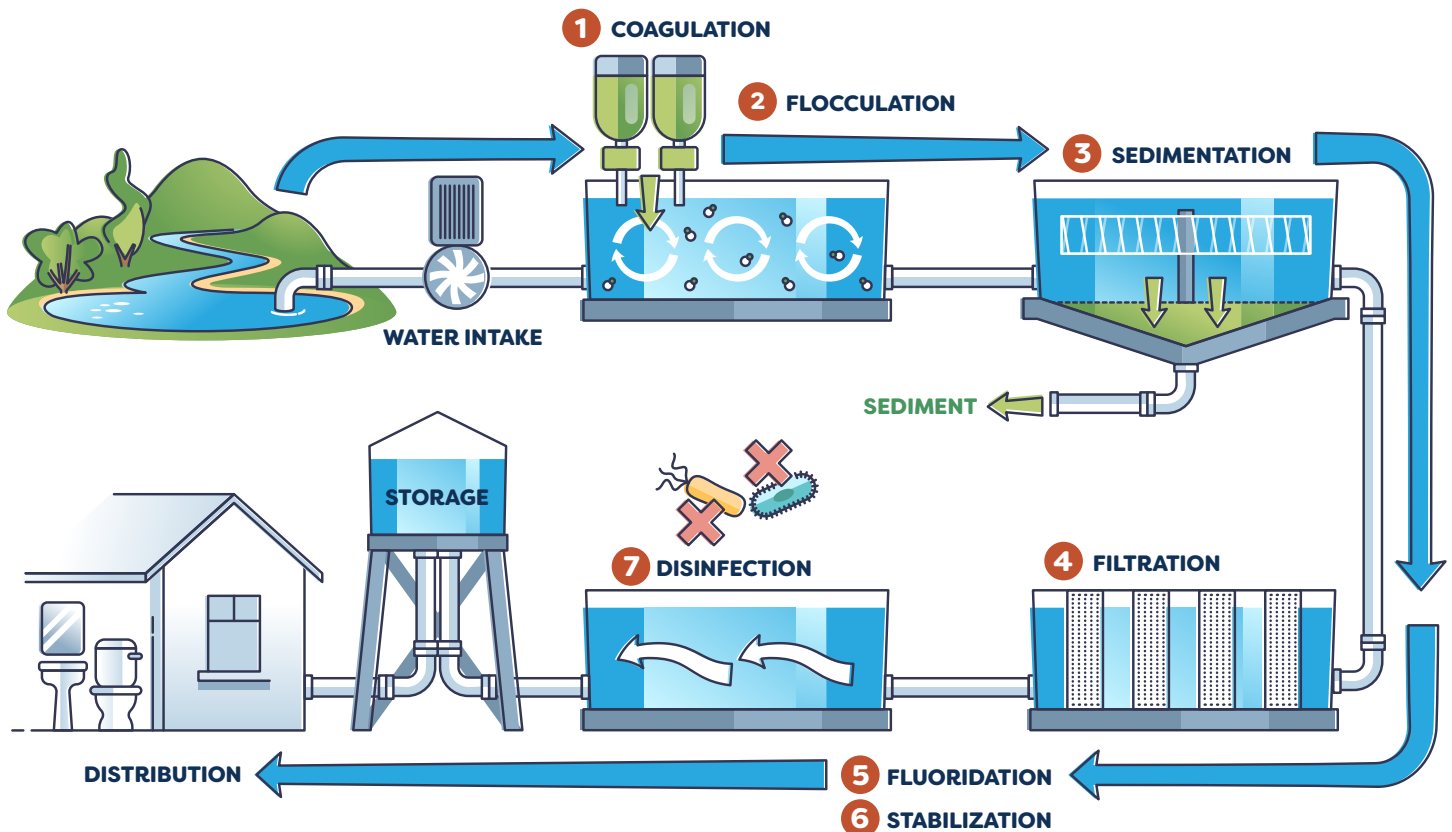


HOW IS THE WATER TREATED?

Last year, Longmont treated an average of 21.6 million gallons per day (MGD) in the summer and 7.3 MGD in the winter.

WATER TREATMENT STEPS

- 1 Coagulation** – Aluminum salts, powdered activated carbon and chemicals called polymers are mixed with the water to make the particles in the water stick together and to remove taste and odor compounds.
- 2 Flocculation** – The coagulated particles are slowly mixed so that they can collide and form larger particles, known as “floc.”
- 3 Sedimentation** – Next, the water moves into a large tank where gravity does the work – the clumps of particles (called ‘floc’) slowly sink to the bottom, where they can be removed.
- 4 Filtration** – Water is passed through filters made of sand and anthracite coal to filter out remaining particles.
- 5 Fluoridation** – Fluoride is added to help prevent tooth decay.
- 6 Stabilization** – Small amounts of soda ash (sodium carbonate) or sodium hydroxide are added to make the water less corrosive to pipes and plumbing.
- 7 Disinfection** – Chlorine is added to kill any remaining bacteria or other disease-causing organisms.



WHAT IS IN YOUR TAP WATER?

The City's Water Quality Laboratory, which is State-certified, performs many of the tests on your drinking water. Contract labs are used for tests that the Water Quality Laboratory does not do in-house. 11,540 tests were performed on the City's drinking water last year, 10,856 of which were performed by the City's Water Quality Laboratory. This ensures that the water delivered to your tap meets the standards set by the Environmental Protection Agency (EPA) and the Colorado Department of Public Health and Environment (CDPHE).

Last year, as in years past, **your tap water met all EPA and State drinking water standards.** The City of Longmont safeguards our water supplies and once again, we are proud to report that our system did not violate a maximum contaminant level. The following tables show the most recent test results for Longmont's water and the federal and state requirements. The CDPHE allows monitoring for some contaminants less than once per year because the concentrations of those contaminants do not change frequently. Some of the data in the tables, though representative of our water, is more than one year old. Unless otherwise noted, the results are from tests performed last year.

Definitions of the technical terms in the tables are included at the end of the tables.

LONGMONT WATER FAST FACTS

4.9 billion gallons were treated during the year.

778.3 million gallons were treated in the peak month of July.

29.1 million gallons were treated on the peak day.

11,540 tests were done on the drinking water.



Take a quick peek inside Longmont's Water Quality Lab!

Here, your water is tested thousands of times a year to make sure it's clean, safe, and ready when you turn on the tap.



TABLE I - DRINKING WATER QUALITY: REGULATED CONTAMINANTS

Table I shows the most recent test results for contaminants that were detected in Longmont's drinking water and have limits set by EPA or CDPHE regulations. Possible sources of the contaminants are noted in the last column. These are not necessarily the sources of contaminants in Longmont's water.

Contamination	Results	MCL	MCLG	Probable Source
Inorganic and Physical				
Barium ¹	0.01 ppm	2 ppm	2 ppm	Discharge of drilling wastes; Discharge from metal refineries; Erosion of natural deposits
Fluoride ¹	0.67 ppm	4 ppm	4 ppm	Erosion of natural deposits; water additive that promotes strong teeth; Discharge from fertilizer and aluminum factories
Turbidity ²	0.015 to 0.065 NTU 100% of samples <0.3 NTU	1.0 NTU More than 95% of samples <0.3 NTU	Not Applicable	Soil runoff
Nitrate (NO ₃)	<0.10 ppm, Not Detected (ND)	10 ppm	10 ppm	Runoff from fertilizer use; Leaching from septic tanks, sewage; Erosion of natural deposits
Bacteria and Microorganisms				
Total Coliform Bacteria	Present in 1 out of 1,265 Samples	Treatment technique used to trigger follow-up assessments of the water system.	Not Applicable	Naturally present in the environment
E. coli Bacteria	Not Detected		0% Present	Human and animal fecal waste
Disinfection and Disinfection Byproducts				
Chlorine ³	100% of samples > 0.2 ppm in all months 0.59 to 1.57 ppm Max Monthly Average = 1.14 ppm	Treatment Technique Requirement: At least 95% of samples per month > 0.2 ppm 4 ppm (MRDL)	4 ppm (MRDLG)	Water additive used to control microbes
Total Haloacetic Acids	16.3 to 25.2 ppb Max LRAA = 22.5 ppb	60 ppb	0 ppb	Byproduct of drinking water disinfection
Total Trihalomethanes	21.2 to 39.2 ppb Max LRAA = 33.1 ppb	80 ppb	0 ppb	Byproduct of drinking water disinfection
Radioactivity				
Alpha Emitters ¹	<3 pCi/L, Not Detected (ND)	15 pCi/L	0 pCi/L	Erosion of natural deposits
Uranium ¹	<1 ppb	30 ppb	0 ppb	Erosion of natural deposits
Combined Radium (226+228) ¹	<2 pCi/L	5 pCi/L	0 pCi/L	Erosion of natural deposits
Total Organic Carbon				
Total Organic Carbon (TOC)	Source Water: 2.03 to 4.02 ppm Average = 3.01 ppm Treated Water: 0.91 to 1.51 ppm Average = 1.26 ppm Removal Ratio: 1.43 to 1.85 Average: 1.65	TOC is a measure of the effectiveness of a treatment technique used by the water treatment plant to remove organic material. Treatment Technique Requirement: Removal Ratio 1.0 or greater		Naturally present in the environment

TABLE II - DRINKING WATER QUALITY: CORROSION CONTROL

The City began a corrosion control program in 1987 to reduce lead and copper levels. Sodium carbonate or sodium hydroxide is added at the treatment plants to adjust pH and alkalinity of the water and reduce its corrosiveness.

Parameter	Results	Action Level (AL)	MCLG	Probable Source
Lead	<0.5 ppm Not Detected (ND) to 42.6 ppb ⁴ 90th percentile= 1.85 ppb Sample size: 52	90th percentile: 15 ppb	0 ppb	Corrosion of household plumbing systems; Erosion of natural deposits
Copper	<0.005 ppm Not Detected (ND) to 0.084 ppm 90th percentile: 0.053 ppm Sample size: 52	90th percentile: 1.3 ppm	1.3 ppm	Corrosion of household plumbing systems; Erosion of natural deposits
pH	8.0 to 8.6 SU Average = 8.3 SU			
Alkalinity	25.2 to 33.5 ppm Average = 30.0 ppm			

¹ Per State monitoring requirements, Inorganic and Physical Metals last tested in 2020, Fluoride last tested in 2021 and Radioactivity last tested in 2021.

² Turbidity is a measure of water clarity and is used to monitor treatment plant performance and interference with the disinfection process.

³ Chlorine. More than 95% of the samples taken in the City's distribution system in any month must have a residual chlorine level at or above 0.2 mg/L.

⁴ Two lead samples collected during the monitoring period tested above the Lead Action Level. One sample, which measured 42.6 ppb, was collected in a manner not representative of typical household water use. A follow-up sample from the same site showed significantly lower levels. Another sample measured 16.7 ppb. A follow-up sample from that location was analyzed and also showed significantly lower levels. Any tap samples with elevated lead results are followed up with confirmation sampling, and the homeowner is contacted. Water systems are required to demonstrate that 90% of tap samples are below the Lead Action Level. Our system's 90th percentile lead level was 1.85 ppb—well below the 15 ppb Action Level.

TABLE III - DRINKING WATER QUALITY: ADDITIONAL COMPOUNDS

Table III shows test results for parameters that do not have a specific MCL.

Parameter	Results	Probable Source
Inorganic and Physical		
Sodium	11.8 to 15.0 ppm Average = 13.4 ppm	Erosion of natural deposits and added during treatment
Calcium	5.89 to 7.66 ppm Average = 6.75 ppm	Erosion of natural deposits
Magnesium	1.0 to 1.34 ppm Average = 1.16 ppm	Erosion of natural deposits
Aluminium	19.4 to 35.2 ppb Average = 25.8 ppb	Erosion of natural deposits and byproduct of the drinking water treatment process
Total Hardness	19 to 25 ppm Average = 21.7 ppm	Erosion of natural deposits
Organic Chemicals		
Chloroform	19.2 to 36.2 ppb Average = 26.4 ppb	Byproduct of drinking water chlorination
Dichloroacetic acid	7.0 to 12.7 ppb Average = 9.5 ppb	Byproduct of drinking water chlorination
Bromodichloromethane	2.1 to 3.3 ppb Average = 2.7 ppb	Byproduct of drinking water chlorination
Trichloroacetic acid	9.1 to 12.6 ppb Average = 10.7 ppb	Byproduct of drinking water chlorination

The EPA created the Unregulated Contaminant Monitoring Rule (UCMR) to help keep drinking water safe. This program looks for substances that might be in drinking water but don't yet have official safety limits. By collecting data from water systems, the EPA can learn how often these substances show up and decide if they need to set rules for them in the future. Longmont performed monitoring and reported the analytical results of the monitoring to EPA in accordance with its Unregulated Contaminant Monitoring Rule (UCMR). Our results for all contaminants were below the laboratory's minimum reporting limit. Once EPA reviews the submitted results, the results are made available in the EPA's National Contaminant Occurrence Database (NCOD) at: epa.gov/dwucmr/national-contaminant-occurrence-database-ncod.

DEFINITION OF TERMS

90th percentile

90% of the samples were at or below this level.

AL – Action Level

The concentration of a contaminant which, if exceeded triggers treatment or other requirements which a water system must follow.

CDPHE – Colorado Department of Health and Environment

Also referred to as "State", CDPHE is a state agency that monitors and enforces safety standards for things like clean air, water and waste management.

EPA – Environmental Protection Agency

The EPA enforces the Clean Water Act by setting pollution limits and making sure communities and industries keep water safe and clean.

LRAA – Locational Running Annual Average

The average of analytical results for samples taken at a particular monitoring location during the previous four calendar quarters.

MCL – Maximum Contaminant Level

The highest level of a contaminant that is allowed in drinking water. MCLs are set as close to the MCLGs as feasible using the best available treatment technology.

MCLG – Maximum Contaminant Level Goal

The level of a contaminant in drinking water below which there is no known or expected risk to health. MCLGs allow for a margin of safety.

MGD – Million Gallons per Day

A measurement of water flow.

MRDL – Maximum Residual Disinfectant Level

The highest level of a disinfectant allowed in drinking water. There is convincing evidence that addition of a disinfectant is necessary for control of microbial contaminants.

MRDLG – Maximum Residual Disinfectant Level Goal

The level of a drinking water disinfectant below which there is no known or expected risk to health. MRDLGs do not reflect the benefits of the use of disinfectants to control microbial contaminants.

ND – Not Detected

The contaminant or substance was not found in the water at a level that could be measured using EPA-required testing methods.

NFWTP

Nelson Flanders Water Treatment Plant

NTU – Nephelometric Turbidity Unit

Used to describe the cloudiness of water.

NWCD – Northern Water Conservancy District

Northern Water delivers water to northeastern Colorado for cities, farms, and industries. It manages reservoirs and pipelines to ensure a reliable water supply and supports water conservation and planning to describe the cloudiness of water.

pCi/L – PicoCuries per Liter

As a measure of radioactivity.

pH

The measure of how acidic or basic the water is, reported in Standard Units (SU). See SU definition for more information.

ppb – parts per billion

A measure of concentration of a contaminant. Comparable to one penny in \$10,000,000.

ppm – parts per million

A measure of concentration of a contaminant. Comparable to one penny in \$10,000.

ppt – parts per trillion

A measure of concentration of a contaminant. Comparable to one penny in \$10,000,000,000 (that's 10 billion).

SU – Standard Units

The unit of measure for pH. A pH of 7 SU is considered neutral. A pH less than 7 is acidic and a pH greater than 7 is basic.

Treatment Technique

A required process intended to reduce the level of a contaminant in drinking water.



FREQUENTLY ASKED QUESTIONS

Is Longmont's water soft or hard?

Longmont's water is soft and typically contains only 1-2 grains per gallon of hardness, a very small amount of dissolved minerals. A water softener is not recommended.

My water smells and tastes like chlorine.

Why? What can I do about it?

All municipal water providers are required by Federal and State regulations to disinfect their water and maintain a residual level of disinfectant throughout the distribution system. In Longmont, the chlorine levels are set at the water treatment plants, which are closer to the northwest portion of the City's distribution system. If you live in one of the neighborhoods on the north or west side of the City, chlorine may be more noticeable than in other parts of town. If you find the taste or odor objectionable, you can use after-market filters or simply let the water sit for a period of time to dissipate the chlorine.

My water has a swampy or fishy smell. What's causing this and what can I do about it?

Algae in our water sources can affect the taste and smell of the water, and this can change throughout the year. Water treatment helps reduce these compounds, but it doesn't remove them completely. During certain times of the year, water treatment plants use activated carbon to help minimize these taste and odor changes.

It's important to know that these issues don't mean the water is unsafe to drink. If you'd like to reduce the taste and odor at home, filters with activated carbon – like pitcher filters or under-sink carbon block filters – can help.



I have white particles in my water that clog my faucet aerators or settle to the bottom of a glass. What are these and are they harmful?

White particles in your water may be caused by deterioration of the "dip" tube in your hot water heater. The dip tube is a plastic tube that feeds the cold water to the water heater. The particles are not toxic. You can test for this problem by taking the following steps:

1. Remove your faucet aerator.
2. Fill pans or your sink separately with cold and hot water.
3. Look for white particles that settle to the bottom. If the particles only show up in the hot water, the problem is in your water heater. Either the dip tube or the heater will need to be replaced.

Why is my water cloudy when it comes out of the tap but clears up after several seconds?

This is caused by small bubbles of air that are dissolved in the water. Some air is already in the water delivered to your tap and more can be added by aerators in faucets. During the winter, when tap water is colder, there is more dissolved air in the water; as the water warms up, there will be bubbles which clear from the bottom to the top of the glass. If the water stays cloudy even after it has been in a glass for several minutes, please call 303-651-8416 for additional information.

My water sometimes has a yellow or brown color. What's causing this and what can I do about it?

The yellow or brown water is usually caused by flushing of the distribution system. Flushing of the distribution system is done at least once a year, typically in April, to maintain water quality and to ensure that fire hydrants are operational. The flushing schedules are posted in the newspaper and on the City's website. Local flushing may be done at any time of the year to address specific problem areas. Color in the water from flushing operations is temporary and not harmful. The City recommends that you limit water use and avoid the use of hot water while flushing is being done in your neighborhood. The color can often be eliminated by letting your cold water run for several minutes.

Who should I contact if I have concerns about taste, odor or color in the water?

The City's Water Quality Laboratory responds to water quality concerns and questions. You may call the lab at 303-651-8416 for any additional information.

Is the water tested for contaminants other than those listed in the Tables in this report?

Longmont tests for many other contaminants not listed in this report. The Water Quality Laboratory samples and tests for over 50 compounds, including organics, inorganics and metals. The most recent tests showed no detectable levels of these contaminants in Longmont's water.

Does Longmont test its water for pharmaceuticals or other similar chemicals?

Longmont has tested for chemicals in the St. Vrain watershed and is also participating in a testing program led by NCWCD, which manages the Colorado-Big Thompson water supplies. Trace concentrations of a few chemicals have been found in the water sources. The sources and significance of these trace levels is unknown. Longmont will continue to monitor scientific and medical information related to the effects of pharmaceuticals and other similar chemicals in our source water. There is currently no evidence that these chemicals have any adverse effects on humans at the very low levels that have been detected. Longmont is fortunate to have water from rural and mountain watersheds that are not affected by urban land uses that could be a source of chemical contaminants. If you have questions, please call Utilities & Public Works at: 303-651-8416.

Does the City add fluoride to the drinking water?

Yes, the City adds fluoride to the drinking water, following state guidelines to keep levels at 0.7 milligrams per liter. This amount helps prevent tooth decay while keeping the risk of dental fluorosis low. Extensive research shows that fluoride at this level is safe and good for dental health. It's also supported by health organizations including the Center for Disease Control (CDC), World Health Organization (WHO) and American Dental Association (ADA).

What are Perfluoroalkyl and Polyfluoroalkyl Substances (PFAS) and have they been found in Longmont's drinking water?

PFAS are a family of human-made chemicals that are found in a wide range of products used by consumers and industry that resist heat, oil, stains, grease and water. Examples of these products are stain resistant carpets, non-stick pans, water repellent and fire retardant clothing, food packaging, and high temperature firefighting foam. There are thousands of different PFAS, some of which have been more widely used and studied than others.

In 2013, as part of EPA's Unregulated Contaminant Monitoring Rule (UCMR), Longmont monitored for 6 PFAS compounds. In 2020, in an effort to protect public health and understand PFAS concentrations in drinking water throughout the State, the CDPHE coordinated a voluntary effort to monitor for 18 PFAS compounds in drinking water. Longmont participated in this effort and, in addition to sampling treated drinking water, also sampled each untreated water source prior to treatment. Testing methods for these compounds continue to become more sensitive, and thus far, PFAS have not been detected in Longmont's treated drinking water. As part of the 2023 UCMR, the City sampled and tested for 29 additional PFAS compounds. None of the PFAS compounds were detected.

Longmont will continue to monitor ongoing research regarding the testing methodology and effects of PFAS on human health and the environment. Providing high quality drinking water, and being proactive in doing so, is extremely important.





Is Longmont’s drinking water affected by hydraulic fracturing (“fracking”) operations conducted by the oil and gas industry?

Longmont obtains its water from rural and mountain watersheds that are not affected by the impact of oil and gas drilling operations. As discussed in the “Looking After Longmont’s Watershed” section of this report, actual and potential pollutant sources in our watershed are identified in a source water assessment that was completed by the CDPHE. Neither CDPHE nor the City has found any sources of contamination of our water supplies from oil and gas wells. In addition, all of our drinking water sources are surface water, not groundwater. Groundwater is more likely to be impacted by drilling or well operations. The Colorado Energy and Carbon Management Commission (ECMC) has much more information on its website about the oil and gas industry, including locations of wells and discussions of hydraulic fracturing and water quality. For more information, please visit: ecmc.state.co.us.

Is the water safe to drink if I have special health concerns?

Some people may be more vulnerable to contaminants in drinking water than the general population. Immunocompromised persons such as persons with cancer undergoing chemotherapy, persons who have undergone organ transplants, people with HIV/AIDS or other immune system disorders, some elderly, and infants can be particularly at risk from infections. These people should seek advice from their health care providers. EPA/CDC guidelines on appropriate means to lessen the risk of infection by *Cryptosporidium* and other microbial contaminants are available from the Safe Drinking Water Hotline at: 1-800-426-4791.

In order to ensure that tap water is safe to drink, the Colorado Department of Public Health and Environment prescribes regulations which limit the amount of certain contaminants in water provided by public water systems.

What about Bottled Water?

The Food and Drug Administration (FDA) limits are intended to provide consumers of bottled water with the same protection for public health as other sources of drinking water. However, the regulations and testing requirements for contaminants in bottled water are much less stringent than for tap water.

Drinking water, including bottled water, may reasonably be expected to contain at least small amounts of some contaminants. The presence of contaminants does not necessarily indicate that water poses a health risk. More information about contaminants and potential health effects can be obtained by calling the EPA’s Safe Drinking Water Hotline at: 800-426-4791.

Is Longmont’s water supply adequate to meet the demands of growth and drought in the future?

City Council has adopted a benchmark for supply that calls for maintaining sufficient water supplies to meet water demands for 10 years into the future in a 100-year drought. In addition, 10% of our future water supply is anticipated to come through conservation measures, a goal that is supported by the conservation practices outlined in the City’s Raw Water Master Plan and the conservation strategies outlined in the Water Efficiency Master Plan. The City also has a water policy (adopted in 1963) that requires growth to “pay its own way” with respect to water. Developers of land annexed to the City are required to provide the water needed to serve the development. The City’s existing water resources, the conservation goals and application of the water policy have resulted in a water supply that exceeds demand and meets the City’s drought benchmark. For more information on water conservation or the City’s water supply, visit the Longmont Water Conservation webpage at: bit.ly/Longmont-Water-Matters.

Where can I get more information?

Visit our website at:
LongmontColorado.gov/Water
for Water Utilities, Water Resources,
Drinking Water Quality and Water
Conservation information.

LEAD PROTECTION FOR LONGMONT WATER

How can lead get into drinking water?

If present, elevated levels of lead can cause serious health problems, especially for pregnant women and young children. Lead in drinking water is primarily from material and components in service lines and home plumbing. The City of Longmont is responsible for providing high quality drinking water but cannot control the variety of materials used in the plumbing in your home.

What is the City doing to monitor lead in drinking water?

The City of Longmont knows lead and copper water regulations are changing. Currently, we test water in homes with lead plumbing parts or copper pipes with lead solder. To help prevent lead from getting into the water, Longmont also treats its water to reduce corrosion.

Longmont has tested its water for lead for over 20 years, and the results have always been below the regulatory limits. We follow all drinking water rules and are ready to meet any new ones.



Has the City checked for lead service lines?

New state and federal laws require cities to check all water service lines to find out what they're made of. A water service line is the pipe that connects the City's main water line to a building or home. In 2024, Longmont completed its Lead Service Line Inventory and found that all water service lines in the City can be classified as Non-Lead. To view the service line inventory statement and to learn more about the steps taken during this investigation, visit our website at: bit.ly/Lead-Protection-Longmont-Water. If you wish to view the inventory or have questions about your service line, please call Utilities & Public Works at: 303-651-8461.

What were the lead and copper tap sampling results?

In 2024, the City tested for lead in water by taking samples directly from customers' taps instead of from the water system. You can see the results by visiting our website at: bit.ly/Lead-Protection-Longmont-Water. The next round of testing will happen in 2027.

What can I do if I'm concerned about the possibility of lead in my water?

Because lead levels may vary over time, lead exposure is possible even when your tap sampling results do not detect lead at one point in time. You can help protect yourself and those you care about by identifying and removing lead materials within your home plumbing and taking steps to reduce your risk. Using a filter, certified by an American National Standards Institute accredited certifier, to reduce lead is effective in reducing lead exposures when the filter is used properly. Use only cold water for drinking, cooking, and making baby formula. Boiling water does not remove lead from water.

When your water has been sitting for several hours, you can minimize the potential for lead exposure by flushing your tap for several minutes before using water for drinking or cooking. If you are concerned about lead in your water and wish to have your water tested, contact Utilities & Public Works at: 303-651-8461. Information on lead in drinking water, testing methods and steps you can take to minimize exposure is available from the Safe Drinking Water Hotline (800-426-4791) or at: epa.gov/safewater/lead.



STAY IN THE KNOW WITH BACKFLOW CONTROL

The City of Longmont's Backflow Prevention and Cross-Connection Control Program (BPCCCP) protects the City's potable water supply from pollutants and contaminants that exist at privately and publicly owned properties.

What is a cross-connection?

A cross-connection is any connection, direct or indirect, between a potable water supply and a non-potable source where it is possible for non-potable and possibly contaminated water to enter the public drinking water system.

What is backflow?

Backflow refers to an event that causes water to flow in the opposite direction than it is intended for. Backflow can occur in any pipeline or plumbing system due to pressure fluctuations in private and public water systems. This undesirable reversal of flow may cause non-potable fluids or other substances through a cross-connection to enter the public drinking water system.

How is backflow at cross-connections prevented?

To prevent backflow from occurring, the installation of a backflow prevention assembly allows water to only travel in the direction it is intended for from the public water system towards the point of end use. Like all mechanical equipment, components within a backflow assembly may fail at some point causing the assembly to not function properly. For this reason, it is important that all backflow assemblies are inspected and tested on an annual basis.

Who is required to have backflow prevention assemblies installed and tested?

State of Colorado Primary Drinking Water Regulations require all commercial, industrial and multi-family properties to be surveyed for cross-connections. The City of Longmont performs routine inspections of plumbing systems at properties to identify cross-connection hazards. If a hazard is discovered, it must be controlled with an approved backflow control measure in a timely manner. It is the responsibility of the property owner to install, test and maintain their backflow preventer.

What can you do to help?

If your property has annual testing requirements for backflow assemblies, please schedule and complete testing by your property's annual due date. Call 303-651-8416 or visit LongmontColorado.gov/Backflow to learn more.



2025 REGULATORY COMPLIANCE

Cross-Connection Surveys

100% of known cross-connections were surveyed for level of hazard to the drinking water system.

Backflow Testing & Inspections

99.8% of all backflow prevention control measures were tested and/or inspected, the remainder were controlled within the year.

Uncontrolled Cross-Connections

100% of newly discovered uncontrolled cross-connections were controlled with a backflow control measure within regulatory deadlines.

Since the inception of the Longmont BPCCCP, the City of Longmont has always maintained compliance with backflow prevention and cross-connection control regulations. For more information regarding the City of Longmont's BPCCCP please visit our website at: LongmontColorado.gov/Backflow.

WATERWISE YOUR HOME

IT'S EASY TO BE SUSTAINABLE

Programs, seminars, tips, and rebates available to Longmont residents.

CONSERVATION TIPS

- Install high-efficiency showerheads, toilets and sink aerators.
- Fix leaky faucets and toilets.
- Water your lawn using two shorter cycles between 6 pm and 10 am.
- Run full loads in the dishwasher and air dry instead of washing dishes by hand.
- No dishwasher? Use tubs or fill the sink for hand washing.
- Cut your grass longer in the summer at 3" or 3.5".
- Sweep your driveways and sidewalks rather than hosing them off – but please not down the storm drain.



Learn more about
Water Conservation

303-651-8416

bit.ly/Longmont-Water-Matters

CONSERVATION PROGRAMS

FROM RESOURCE CENTRAL



→ Visit: ResourceCentral.org



Garden In A Box

Offers affordable, DIY, waterwise garden kits tailor-made for Colorado yards.



Waterwise Landscape Seminars

Focuses on practical water-saving tips and techniques for your landscape.



Slow the Flow Assessment

Provides simple recommendations for homes to increase their water-use efficiency at no cost.



Lawn Replacement Programs

Receive lawn removal service discounts and access to Garden in a Box options.

FROM THE CITY OF LONGMONT

→ Visit: bit.ly/COL-WaterRebate



Indoor Efficiency

Save water and money with rebates on efficient showerheads, sink aerators and other indoor upgrades.




Irrigation Rebates

Explore all available rebates – including high-efficiency toilets, sprinkler heads and Wi-Fi irrigation controllers.

KEEP IT CLEAN

FROM YOUR LAWNS TO OUR STREAMS



Rain and irrigation runoff pick up pollutants in our community and carry them to local waterways through the stormwater system — this water is never treated!

Avoid sending excess nutrients into our waterways:

- 1** Compost grass clippings or sweep them back onto your lawn.
- 2** Limit fertilizer use, read instructions carefully before applying, and do not fertilize if rain is in the forecast.
- 3** Always pick up after your pet at home, around your neighborhood, and at the park.

Learn more about how you can prevent stormwater pollution at: [KeepItCleanPartnership.org](https://www.KeepItCleanPartnership.org).

Explore surface water quality in your watershed at: [KeepItCleanPartnership.org/Our-Watershed/Monitoring](https://www.KeepItCleanPartnership.org/Our-Watershed/Monitoring).



General Water Questions?

Call Utilities & Public Works at: 303-651-8416
or check our website at: [LongmontColorado.gov/Water](https://www.LongmontColorado.gov/Water).

GET INVOLVED IN YOUR WATER FUTURE

Longmont residents help shape water decisions.

Two advisory boards, the Water Board and the Sustainability Advisory Board, meet regularly and bring community voices to City Council.

For more information on board meeting times and locations, please visit: bit.ly/Boards_and_Committees.

